


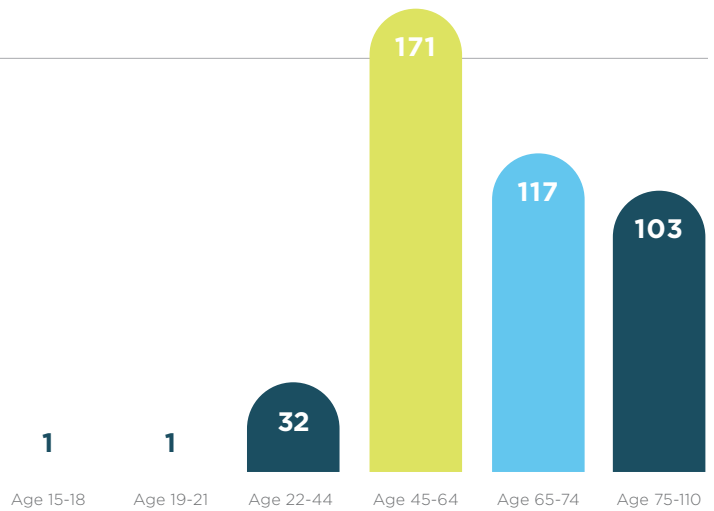
STROKE OUTCOMES 2018

INDIVIDUAL CARE FOR MAXIMUM RESULTS

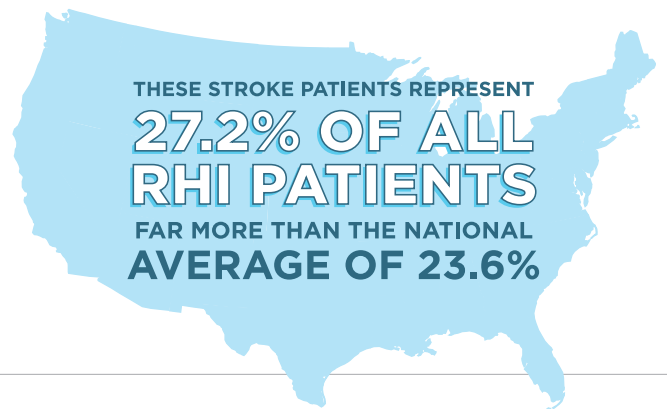
Because each person who suffers a stroke is impacted differently, we customize the care regimen to best fit each patient. We know there's a face and personal story behind each one of the numbers reported here.



In 2018, we had the privilege of treating **425 PATIENTS** who were recovering from a stroke.



NUMBER OF STROKE PATIENTS BY AGE GROUP



“ I placed my wife in your hands...the wisest decision I have made in a long time. RHI and its staff are **astute, passionate, attentive, patient and happy** in their work. ”
—J. Byron Jensen

NEUROPSYCHOLOGY SERVICES ADDRESS A PATIENT'S NEEDS BEYOND PHYSICAL

CASE MIX INDEX (CMI)

RHI's inpatients are admitted with more severe functional and medical complications (the higher the number, the worse the condition).

RHI: 1.56

NATIONWIDE: 1.53

FUNCTIONAL INDEPENDENT MEASURE (FIM) CHANGE: 23.3

This number indicates the patients' progression from the date of admission until after discharge and is derived from a number of factors.



AVERAGE LENGTH OF STAY

16.6 DAYS



DISCHARGE TO COMMUNITY

58.5%



RETURN TO ACUTE HOSPITAL

6.6%



PATIENT SATISFACTION SCORES

ACTUAL: 92 GOAL: 94