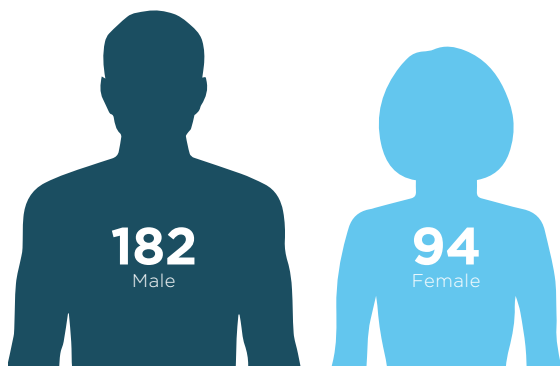


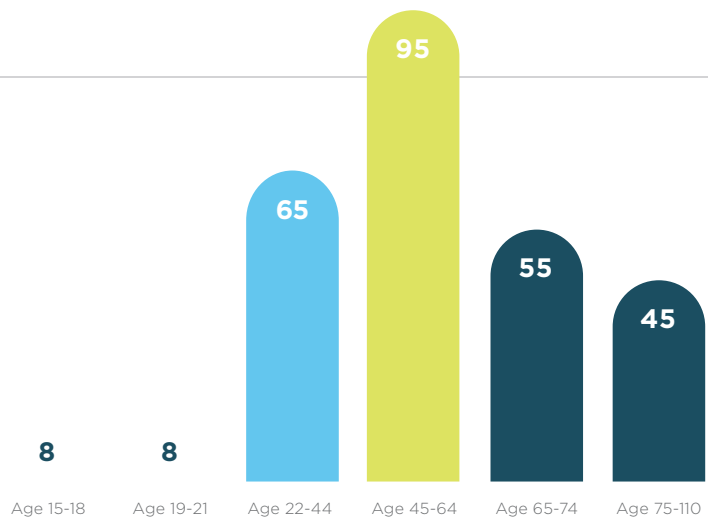
BRAIN INJURY OUTCOMES 2018

TREATING THE PERSON AS WELL AS THE INJURY.

With hope and goals in mind, we treat people, not just patients. We help patients see past their traumatic brain injury (TBI), maximizing their emotional and physical potential. So while we're reporting numbers here, you must know we see determined, deserving persons behind each one.

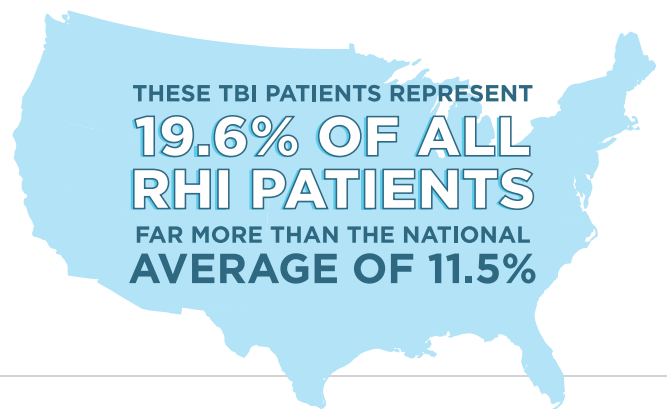


In 2018, we had the privilege of treating **276 PATIENTS** with TBI and acquired brain injury.



NUMBER OF TBI PATIENTS BY AGE GROUP

“ I placed my wife in your hands...the wisest decision I have made in a long time. RHI and its staff are **astute, passionate, attentive, patient and happy** in their work. ”
—J. Byron Jensen



RHI IS THE ONLY TBI MODEL SYSTEM IN INDIANA AND 1 OF JUST 16 IN THE NATION

CASE MIX INDEX (CMI)

RHI's inpatients are admitted with more severe functional and medical complications (the higher the number, the worse the condition).

RHI: 1.44

REGION: 1.29

NATIONWIDE: 1.35

FUNCTIONAL INDEPENDENT MEASURE (FIM) CHANGE: 26.2

This number indicates the patients' progression from the date of admission until after discharge and is derived from a number of factors.



AVERAGE LENGTH OF STAY

15 DAYS



DISCHARGE TO COMMUNITY

67.4%



RETURN TO ACUTE HOSPITAL

10.9%



PATIENT SATISFACTION SCORES

ACTUAL: 92 GOAL: 94