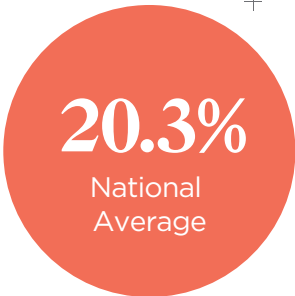
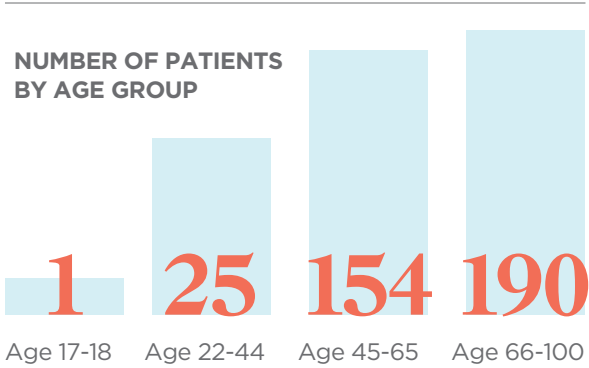



Effectively Working Toward Patient Goals

RHI integrates proven research as we evaluate and treat our stroke patients, ensuring they get the best care possible.

We had the privilege of treating

370
PATIENTS



RHI's percentage of patients who are being treated for stroke is higher than the national average.

“Thank you for saving my life and getting me back on my feet.
A wonderful hospital and the staff are all super.”

Linda, RHI patient

RHI: 1.61 Nationwide: 1.67

Case Mix Index (CMI)
RHI's inpatients are admitted with close to the same functional and medical complications as the national average. (higher number indicates more complicated condition).

2.45 RHI Functional Outcome Measure 2.14 Expected CMS Functional Outcome Measure

This measure takes a variety of patient factors into consideration such as age, medical factors and mobility and self-care function on admission. CMS uses this information to calculate the expected rate of improvement in mobility and self-care. A patient's progress should meet or exceed the expected value.

18.1 DAYS
AVERAGE LENGTH OF STAY

69.2%
DISCHARGE TO COMMUNITY

8.4%
RETURN TO ACUTE HOSPITAL

90
PATIENT SATISFACTION SCORES