


An Intense Focus on
Patient Recovery

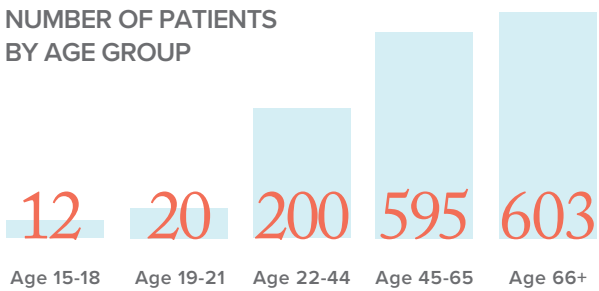
Comprehensive Acute Rehabilitation is a game changer for cardiac, pulmonary, renal and other patients affected by complex injuries and illnesses.

We had the privilege of treating

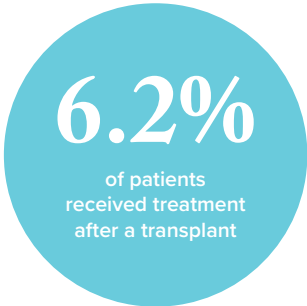
1,431
PATIENTS



NUMBER OF PATIENTS
BY AGE GROUP



People come to RHI all across the region for our highly regarded transplant rehabilitation services. In 2023 we had the pleasure of providing care to 90 patients who received transplants.



“The doctor came daily to discuss the programs, even on the weekend.”

Stephanie, family member of RHI patient

RHI: 1.37 Nationwide: 1.42

Case Mix Index (CMI)
Case Mix Index indicates the diversity, complexity, and severity of patients treated at a facility. (higher number indicates more complicated condition).

3.61 RHI Functional Outcome Measure Expected CMS Functional Outcome Measure 2.83

This measure takes a variety of patient factors into consideration such as age, medical factors and mobility and self-care function on admission. CMS uses this information to calculate the expected rate of improvement in mobility and self-care. A patient's progress should meet or exceed the expected value.

13.6 DAYS

AVERAGE
LENGTH
OF STAY

74.1%

DISCHARGE TO
COMMUNITY

10.1%

RETURN TO
ACUTE HOSPITAL

91

PATIENT
SATISFACTION
SCORES